

HBV Epidemiology

This is a PDF version of the following document:

Module 3: [Screening and Diagnosis](#)

Lesson 1: [HBV Epidemiology](#)

You can always find the most up-to-date version of this document at

<https://www.hepatitisB.uw.edu/go/screening-diagnosis/hbv-epidemiology/core-concept/all>.

Background

Hepatitis B virus (HBV) is an enveloped, partially double-stranded DNA virus that is transmitted via infected blood and bodily fluids.[1] Infection with the hepatitis B virus causes hepatocellular necrosis and inflammation, and chronic infection can lead to liver fibrosis, cirrhosis and hepatocellular carcinoma (HCC).[2] In the United States, the estimates for the number of persons living with chronic HBV infection range from 850,000 to 2.2 million persons.[3,4,5] Globally, an estimated 296 million people are chronically infected with hepatitis B, making it one of the most prevalent viral infections worldwide and a major public health priority, particularly in highly endemic areas.[1,6]

HBV Incidence in the United States

Definition of HBV Incidence

The incidence of HBV infection is defined as the number of new HBV infections in a given population over a given time period. The Centers for Disease Control and Prevention (CDC) uses the 2012 acute hepatitis B case definition to determine the annual reported incidence of HBV infection in the United States.[7,8] This value is commonly presented as an incidence rate, defined as the number of acute HBV cases per 100,000 persons per year.[8] When observing epidemiologic trends over time, incidence rate (number of cases per 100,000 persons per year) is preferred over cumulative incidence (number of new cases in the population), as it standardizes population-based follow-up time and is therefore not impacted by changes in populations or population subgroups.

Method of Estimating HBV Incidence

The severity of symptoms in acute HBV infection varies considerably, and many patients do not seek medical care during acute infection. Furthermore, because many diagnosed cases of acute HBV are not reported to local or federal health departments, the reported cases represent only a fraction of the actual cases of acute HBV occurring within the population in a given year. To better estimate the true incidence of acute HBV, the CDC utilizes complex modeling techniques to account for under-ascertainment and under-reporting of cases.[8] Based on these techniques, the CDC estimates the true number of acute HBV cases in the United States is approximately 6.5-fold greater than the reported number of cases.[8]

Importance of HBV Incidence Data

Although most adults and children over the age of 12 months with acute HBV infection do not have progression to chronic HBV infection, data on the incidence of acute HBV infection provide critical information regarding trends in transmission, identification of outbreaks, and effectiveness of prevention interventions.[1] In particular, data stratified by state, age, sex, race, and risk factor for HBV acquisition can further identify populations at highest risk for acute HBV infection and help guide public health prevention efforts.

HBV Incidence Data in the United States

In 2022, in the United States, there were 13,000 estimated cases of acute HBV infection ([Figure 1](#)).[8] The incidence of reported acute HBV cases peaked in 1985 and subsequently declined from 1985 to 2010. The HBV incidence remained relatively stable from 2010 to 2019, but then declined during 2020-2022.[8,9] The major sustained decline in acute HBV that occurred from the mid-1980s through the early 2010s was due largely to the implementation and expansion of routine HBV vaccination.[9,10] Since 2004, the incidence rates of acute HBV have been consistently higher for men than for women, and in 2022, men comprised 60.3% of acute HBV infections.[8] Persons 40–49 years of age have the highest rate of acute HBV.[8] In 2022, the rates of acute HBV were highest among non-Hispanic Black and non-Hispanic White individual.[8] At the state level, considerable variability in HBV incidence exists, with West Virginia, Florida, and Maine having the highest rates of reported acute hepatitis B cases in 2022.[8]

HBV Prevalence in the United States

Definition of HBV Prevalence

The prevalence of hepatitis B infection is defined as the number of persons living with chronic HBV infection in the total population. Although research studies often use hepatitis B surface antigen (HBsAg) carrier status as a marker for chronic infection, the CDC defines chronic HBV infection as the presence of HBsAg, HBeAg, or HBV DNA in the absence of IgM antibodies to hepatitis B core antigen (IgM anti-HBc), which are seen in acute infection.[4,11] The HBV prevalence in the United States is impacted by the number of acute HBV infections, the rate of progression from acute to chronic infection, the number of individuals with chronic HBV infection migrating into or out of the country, the number of persons who have spontaneous resolution of HBV or are cured with therapy, and the rate of death among chronically infected individuals.[5]

HBV Prevalence Estimates

The estimates for the number of persons living with chronic HBV in the United States have varied significantly, ranging from approximately 850,000 to 2.2 million.[3,4,5,12] These estimates equate to a general population prevalence of chronic hepatitis B of 0.3 to 0.7% in the United States.[4,12,13] Most of the prevalence estimates have been based on data collected from the National Health and Nutrition Examination Survey (NHANES). Trends in several different studies reporting on NHANES data show that the prevalence rate of chronic HBV infection in the United States remained relatively constant between 1988 and 2016.[4,5,9] It is important to note that NHANES data suffer from several limitations. For HBV infection data acquisition, NHANES likely under-samples foreign-born persons and it does not include data on individuals who are incarcerated or living homeless. As such, the estimates presented may underrepresent the actual prevalence in some key United States populations.[3,5,14].

HBV Prevalence by Groups

Among those living with chronic HBV in the United States, it is not known how many are United States-born versus foreign-born. A recent meta-analysis, which included articles published from 2009-2019, estimated there were 1.47 million foreign-born persons with chronic HBV in the United States.[15] Data from 2007 through 2012 have shown that nearly all persons living with chronic HBV infection in the United States were adults 18 years of age and older.[4] This extremely low rate of HBV in children and adolescents is a result of the widespread implementation of childhood HBV vaccination during the 1990s in the United States.[8] In 2020, the rate of newly reported chronic HBV infections was highest among Asian/Pacific Islander persons (17.6 cases per 100,000 population).[8] This rate of newly reported chronic HBV infection among Asian/Pacific Islander persons was nearly 12 times higher than the rate of newly reported chronic HBV among non-Hispanic White persons (1.5 cases per 100,000 population) (Figure 2).[8]

Awareness of HBV Infection Status

Overall, available data suggest that a minority of persons living with chronic HBV are aware of their HBV infection status.[\[16,17\]](#) One study utilizing 2013 through 2016 NHANES data found that only 33.9% of those with chronic infection were aware of their HBV status.[\[16\]](#) In addition, this study demonstrated only 11.7% of persons with past exposure to HBV, defined by the presence of HBcAb, were aware they had been exposed to HBV.[\[16\]](#) A similar study analyzing 2011 through 2014 NHANES data found that only 26.2% of persons living with chronic HBV infection and 12.4% of persons with resolved HBV were aware of their status.[\[18\]](#)

Global HBV Epidemiology

In 2022, the World Health Organization (WHO) estimated that approximately 254 million people, or 3.3% of the global population, are living with chronic hepatitis B infection.[6,19] Globally, most persons living with chronic hepatitis B are adults who acquired HBV before the age of 5 years, prior to the widespread availability of the hepatitis B vaccine.[6,19] A significant reduction in the rate of chronic HBV infection has occurred among children under the age of 5 years, owing to the implementation of routine HBV vaccination in infancy.[6,19] In 2020, an estimated 0.9% of children under the age of 5 years had chronic HBV infection, as compared to 4.7% in the prevaccination era.[6,19] Although this reduction in childhood infections is expected to lead to a decline in the global HBV epidemic, specific regions are still experiencing high rates of chronic HBV infection in childhood due to gaps in birth-dose HBV vaccination, including the WHO Africa region.[6] Globally, an estimated 1% of persons with chronic HBV have coinfection with HIV.[19] Among persons who inject drugs, the global prevalence of HBsAg positivity is estimated to be 9%, with East Asia, Southeast Asia, and Eastern Europe having the largest populations of HBsAg-positive persons who inject drugs.[20,21] The WHO designates the six WHO global regions and epidemiologic reports from the WHO provide region-specific data (Figure 3).[6]

Regional HBV Prevalence

Among the six WHO global regions, the Western Pacific and Africa regions have the highest prevalence of chronic HBV infection, followed sequentially by the Southeast Asia region, Eastern Mediterranean region, European region, and region of the Americas (Figure 4).[6,19] Despite evidence of clear regional trends, the estimates for country-level prevalence rates vary considerably, likely due to differences in risk factors, transmission routes, and public health infrastructure.[6,22]

Regional HBV Prevalence Rates

The CDC global HBV prevalence classification includes five groups: high (8% or greater), intermediate (5 to 7.9%), low intermediate (2 to 4.9%), low (less or equal to 1.9%), and unknown prevalence (data not available).[23] Table 1.

Global Prevalence of Chronic HBV Infection, by Country

Prevalence Category	Country	
High (≥8%)	Angola, Cabo Verde, Central African Republic, Chad, Eswatini, Ghana, Guinea, Guinea-Bissau, Kiribati, Lesotho, Liberia, Mali, Mauritania, Niger, Nigeria, Philippines, Sao Tome and Principe, Sierra Leone, Solomon Islands, Taiwan, Timor-Leste, Togo, Tonga, Turkmenistan, Tuvalu, and Zimbabwe.	
	Intermediate (5.0-7.9%)	Albania, Benin, Burkina Faso, Cameroon, China, Côte d'Ivoire, Democratic People's

Prevalence Category Country

	Republic of Korea, Djibouti, Eritrea, Ethiopia, Federated States of Micronesia, Gabon, Indonesia, Kyrgyzstan, Moldova, Mongolia, Mozambique, Myanmar, Papua New Guinea, Senegal, Somalia, South Sudan, Syria, Tajikistan, Uzbekistan, Vanuatu, and Vietnam.
Low Intermediate (2.0-4.9%)	Afghanistan, Azerbaijan, Bangladesh, Belarus, Bosnia and Herzegovina, Bulgaria, Burundi, Cambodia, Comoros, Congo, Democratic Republic of Congo, Gambia, Georgia, Guyana, Haiti, Hong Kong, India, Iraq, Jamaica, Jordan, Kazakhstan, South Korea, Laos, Madagascar, Malawi, Malaysia, Marshall Islands, Oman, Pakistan, Romania, Rwanda, Samoa, Singapore, South Africa, Sri Lanka, Sudan, Tanzania, Thailand, Trinidad and Tobago, Tunisia, Turkey, Uganda, Yemen, and Zambia.
Low ($\leq 1.9\%$)	Algeria, Argentina, Armenia, Australia, Austria, Bahrain, Belgium, Belize, Bhutan, Bolivia, Brazil, Canada, Chile, Colombia, Costa Rica, Croatia, Cuba, Czechia, Denmark, Dominican Republic, Ecuador, Egypt, El Salvador, Estonia, Fiji, Finland, France, Germany,

Prevalence Category Country

Greece, Guatemala, Honduras, Hungary, Iran, Ireland, Israel, Italy, Japan, Kenya, Kosovo, Kuwait, Lebanon, Libya, Mexico, Morocco, Nepal, Netherlands, New Zealand, Nicaragua, Norway, Palestine, Panama, Paraguay, Peru, Poland, Portugal, Qatar, Russia, Saudi Arabia, Slovakia, Slovenia, Spain, Suriname, Sweden, Switzerland, Ukraine, United Arab Emirates, United Kingdom, United States, and Venezuela.

Unknown prevalence (data not available)

American Samoa, Andorra, Anguilla, Antigua and Barbuda, Aruba, Bahamas, Barbados, Bermuda, Bonaire Sint Eustatius and Saba, Botswana, British Virgin Islands, Brunei, Cayman Islands, Cook Islands, Curaçao, Cyprus, Dominica, Equatorial Guinea, Falkland Islands, Faroe Islands, French Guiana, French Polynesia, Gibraltar, Greenland, Grenada, Guadeloupe, Guam, Holy See, Iceland, Isle of Man, Latvia, Liechtenstein, Lithuania, Luxembourg, Macao, Macedonia, Maldives, Malta, Martinique, Mauritius, Mayotte, Monaco, Montenegro, Montserrat, Namibia, Nauru, New Caledonia, Niue, Northern Mariana Islands, Palau, Puerto Rico, Réunion, Saint

Prevalence Category Country

Barthélemy, Saint
 Helena, Saint Kitts and
 Nevis, Saint Lucia,
 Saint Martin, Saint
 Pierre and Miquelon,
 Saint Vincent and the
 Grenadines, San
 Marino, Serbia,
 Seychelles, Sint
 Maarten, Tokelau,
 Turks and Caicos
 Islands, U.S. Virgin
 Islands, Uruguay, Wallis
 and Futuna, and
 Western Sahara.

NOTE: This table is based on data from the Centers for Disease Control and Prevention (CDC)

Source:

- Conners EE, Panagiotakopoulos L, Hofmeister MG, et al. Screening and Testing for Hepatitis B Virus Infection: CDC Recommendations - United States, 2023. MMWR Recomm Rep. 2023;72:1-25. [[PubMed Abstract](#)]

Global Strategy to Eliminate Hepatitis B

In 2016, the WHO released its first-ever global health sector strategy report on viral hepatitis, which called for the elimination of HBV and HCV by 2030, defined as a 90% reduction in new cases and a 65% reduction in mortality.[24] For hepatitis B, this equates to a reduction in new cases from an estimated 4.7 million in 2015 to 470,000 by 2030 and a reduction in HBV-related deaths from an estimated 884,000 in 2015 to 309,000 by 2030.[25] In 2024, the WHO followed with an updated global hepatitis report that noted that we are not on track to meet these goals.[6] Prevention of mother-to-child transmission via birth-dose vaccination and completion of the 3-dose hepatitis B vaccine is a key cornerstone of global HBV elimination efforts, but despite relatively high rates of childhood vaccination coverage, major gaps in prevention of mother-to-child transmission exist globally, with only 45% global coverage for timely birth dose of HBV vaccine in 2022.[6] Similarly, major gaps persist in HBV testing and treatment, with an estimated 13% of chronically infected persons diagnosed worldwide and less than 3% receiving hepatitis B treatment.[6]

Risks Associated with HBV Acquisition

Overview of Risk Factors for HBV Acquisition

Hepatitis B virus is transmitted via percutaneous or mucous membrane contact with infected blood or bodily fluids.[13] Major risk factors for HBV transmission vary across countries and geographical regions, with perinatal transmission being the most common mode of infection in high-prevalence countries and sex and injection-drug use being the most common in low-prevalence countries.[22,26] In the United States, among the 976 reported cases of acute HBV infection in 2022 for which risk factor data was available, injection drug use (24%) and multiple sex partners (20%) were the most common identified risk factors.[8] Of note, risk factor data was missing in 46% of the reported cases.[8]

Injection-Drug Use

Injection-drug use is one of the most common risk factors for acute HBV in the United States.[8,27] In 2020, injection-drug use was reported in 36% (402 of 1,115) new reported cases of acute HBV for which information on injection-drug use was available. Similarly, longitudinal CDC data indicate the proportion of people reporting injection-drug use as a risk factor for acute HBV infection increased 114% during the time period 2009 through 2013 in the three-state Appalachian region involving Kentucky, Tennessee, and West Virginia.[28] This increase paralleled an increased incidence of acute HBV among White persons aged 30 to 39 years residing in non-urban areas of these three states, likely owing to the ongoing opioid epidemic.[27,28] On a national scale, the prevalence of chronic HBV among persons who inject drugs is poorly defined, with estimates of HBsAg positivity among persons who inject drugs ranging from 3.5 to 20%.[21] More recently, a study utilizing 2001 through 2016 NHANES data reported the prevalence of anti-HBc, which indicates current or prior infection, was 19.7% among persons who inject drugs compared with 4.6% in the general United States population.[29]

Sexual Exposure

In 2020, among CDC case reports of acute HBV that contained information on sexual exposure, 19% (124 of 636) reported multiple sexual partners.[8] Data on acute HBV cases from 7 federally funded surveillance sites indicated sexual exposure was the likely mode of transmission in more than 30% of cases of acute HBV.[27]

Infants Born to Mothers with Chronic HBV

Perinatal transmission is the predominant mode of HBV transmission worldwide, particularly in areas with a high HBV prevalence.[30] Although less common, transmission still occurs in low-prevalence areas, and data from the CDC indicate that 800 to 1,000 cases of perinatally-acquired HBV occurred yearly from 2000 to 2009 in the United States.[31,32] The rate of HBV transmission from an HBsAg-positive mother to her neonate ranges from 5 to 90% in the absence of maternal antiviral treatment or neonatal immunoprophylaxis, with approximately 90% of perinatal HBV infections becoming chronic.[31,33,34,35,36] In the United States, however, receipt of an appropriate birth dose vaccination and hepatitis B immune globulin has been shown to reduce the risk of transmission to less than 1%.[8,37] The use of antiviral therapy for mothers with high HBV viral loads—in addition to standard immunoprophylaxis—can further reduce the risk of perinatal HBV transmission.[10]

Persons Born Outside of the United States

In the United States, up to 70% of chronic HBV infections occur in foreign-born persons who migrate from endemic areas, particularly East Asia, the Caribbean, and sub-Saharan Africa.[3,5,30] Although foreign-born persons constitute the highest number of prevalent cases of chronic HBV in the United States, CDC data indicate that they do not constitute the highest number of incident cases of acute HBV, with rates of acute HBV declining for all races and ethnic groups in the United States from 2001 through 2012 and then remaining largely unchanged from 2013 to 2019.[8]

Household Contacts

The CDC estimates that among persons living in the same household as an individual with chronic HBV infection, 16% have evidence of current infection and 45% have evidence of past infection.[10] This risk is highest among unvaccinated children and sex partners of persons chronically infected with HBV.[10,38]

Correctional Facilities

The prevalence rate of chronic hepatitis B infection among incarcerated persons in the United States is estimated to be 1.0 to 3.7%, which is considerably higher than the national average.[39,40] High prevalence rates in correctional settings are likely due to co-occurring risk factors for HBV among this population, such as injection drug use and multiple sex partners.[10] Although most HBV infections are acquired in the community, outbreaks of acute HBV within the correctional setting have been described, and incidence rates have been estimated at 0.82 to 3.8% per year.[40]

Persons at Risk for Occupational Exposure to HBV

The number of occupational HBV infections among health care workers in the United States has declined dramatically since the implementation of routine HBV vaccination of health care workers and better safety measures.[10,41] In 2013, the CDC reported a 98% reduction in the number of acute HBV cases among health care workers from 1983 through 2010, owing largely to routine HBV vaccination and safety improvements in phlebotomy and with injections.[41] Despite this very low number of cases, occupational exposure to HBV remains a concern, particularly among nonimmune health care workers, owing to the highly infectious nature of HBV, with seroconversion rates that can exceed 30% after needle stick injury in susceptible hosts who do not receive appropriate prophylaxis.[41]

Persons Receiving Hemodialysis

The prevalence of chronic HBV among individuals receiving dialysis in the United States declined substantially from the late 1970s through the early 1990s.[42] Since 1995, the seroprevalence of HBsAg in the dialysis population has remained stable at 1%, which is currently approximately twice the national average.[10,42]

Persons with HCV

Due to co-occurring modes of transmission, higher rates of HBV infection have been reported in persons infected with hepatitis C virus (HCV), likely due to overlapping risk factors for acquisition of these two hepatitis viruses.[43] In a National Veterans Affairs cohort of persons infected with HCV, the prevalence of HBV coinfection was 1.4%. In this same cohort, the prevalence of prior or current HBV infection was 36.6%.[44] Similarly, in a large United States cohort of adults with chronic HCV infection from four integrated health care systems, 1.1% were positive for either HBsAg and/or HBV DNA.[45] Injection drug use is a major shared mode of transmission for HBV and HCV; during the years 2009 through 2013, the incidence of acute hepatitis B infection rose 114% in the Appalachian states of Kentucky, Tennessee, and West Virginia, mainly among White persons aged 30 to 39 who reported a history of injection drug use.[28] A concurrent 364% increase in acute HCV infections was seen among young persons in Kentucky, Tennessee, Virginia, and West Virginia between 2006 through 2012, primarily in non-urban areas with a high rate of injection-drug use.[46]

Persons with HIV

Owing to similar modes of transmission, the global prevalence of chronic HBV among persons with HIV is approximately 10%.[47,48] In the United States, 2014 surveillance data from 15 states and 2 major cities found that 2% of adults with HIV were coinfecting with HBV, while 5.2% of persons with chronic HBV were coinfecting with HIV.[49] Earlier CDC data from 1998 through 2001 reported a 7.6% prevalence rate of chronic HBV among unvaccinated adults with HIV infection, with the highest incidence rates for acute HBV infection among Black persons, individuals with alcohol use disorder, persons who had recently injected drugs, and those with a history of AIDS-defining conditions.[50]

Travelers to Countries Where HBV is Endemic

The risk of HBV acquisition while traveling depends on the prevalence of HBV in the destination country, the duration of travel, the activities undertaken while abroad, and the traveler's vaccination status.[\[51\]](#) In a review of hepatitis B and C epidemiology in international travelers, the estimated monthly incidence of HBV in long-term travelers to endemic countries was 25 to 420 per 100,000 travelers.[\[51\]](#)

Persons with Diabetes

In the United States, the prevalence of past or present HBV infection is 1.6 times higher among adults with diabetes than among adults who do not have diabetes.[\[52\]](#) Although recurrent outbreaks of acute HBV related to misuse of blood glucose monitoring devices in institutionalized care settings likely contribute to this higher prevalence, the prevalence remains elevated even among persons with diabetes who are not in an institutional setting.[\[52,53,54\]](#)

Blood Transfusion

The risk of acquiring HBV through blood transfusion in the United States is now exceedingly rare. In the United States, all blood donations are screened for HBsAg, anti-HBc, and HBV DNA—a screening process that has led to an exceedingly low risk of HBV transmission through blood transfusions (approximately 1 in 1,000,000).[\[55\]](#) In contrast, the risk of HBV transmission through blood transfusion is higher in other parts of the world, where screening protocols are not as rigorous.

Transplant Recipients

Transmission of hepatitis B has been reported after both solid organ and hematopoietic stem cell transplantation. The risk of transmission is highest for nonimmune liver transplantation recipients who receive an HBsAg-negative, anti-HBc-positive organ (note the use of HBsAg-positive organs is not endorsed by the American Society of Transplant Surgeons).[\[56\]](#) The use of antiviral prophylaxis can reduce the risk of HBV acquisition, particularly in susceptible liver transplant recipients, and may be helpful in susceptible non-liver recipients.[\[56\]](#)

CDC Case Definition and Reporting

According to the CDC, “a surveillance case definition is a set of uniform criteria used to define a disease for public health surveillance.” Case definitions help public health officials consistently identify and classify cases of a specific disease across different public health jurisdictions. Although case definitions are extremely valuable in epidemiologic surveillance, it is important to note that they are not meant to substitute for diagnostic criteria in the clinical setting; these case definitions for hepatitis B include acute hepatitis B, chronic hepatitis B, and perinatal infection.[\[7,11,57\]](#)

Acute Hepatitis B—2012 Case Definition

The following summarizes the 2012 CDC case definition for acute HBV infection, which divides the case definition into clinical and laboratory criteria.[\[7\]](#) Note that A documented negative hepatitis B surface antigen (HBsAg) laboratory test result within 6 months prior to a positive test (either HBsAg, hepatitis B "e" antigen [HBeAg], or hepatitis B virus nucleic acid testing (HBV NAT) including genotype) result does not require an acute clinical presentation to meet the surveillance case definition.[\[7\]](#)

- **Clinical Description**

An acute illness with a discrete onset of any sign or symptom consistent with acute viral hepatitis (e.g., fever, headache, malaise, anorexia, nausea, vomiting, diarrhea, and abdominal pain), and either

- Jaundice, *or*
- Elevated serum alanine transaminase (ALT) levels greater than 100 IU/L

- **Laboratory Criteria for Diagnosis**

- HBsAg-positive, *and*
- IgM anti-HBc-positive (if done)

- **Case Classification**

- Confirmed: A case is considered confirmed if it meets the clinical case definition, is laboratory confirmed, and is not known to have chronic hepatitis B.

Chronic Hepatitis B—2012 Case Definition

The following summarizes the 2012 CDC case definition for chronic HBV infection, which is based entirely on laboratory criteria.[\[11\]](#)

- **Clinical Description**

No symptoms are required to meet the case definition. Persons with chronic HBV infection may have no evidence of liver disease or may have a spectrum of disease ranging from chronic hepatitis to cirrhosis or liver cancer.

- **Laboratory Criteria for Diagnosis**

- IgM anti-HBc-negative *and* a positive result on one of the following tests: HBsAg, HBeAg, or nucleic acid test for hepatitis B virus DNA (including qualitative, quantitative, and genotype testing), *or*
- HBsAg-positive or nucleic acid test for HBV DNA positive (including qualitative, quantitative, and genotype testing) or HBeAg-positive two times at least 6 months apart (any combination of these tests performed 6 months apart is acceptable).

- **Case Classification**

- Probable: A person with a single HBsAg-positive or HBV DNA-positive (including qualitative, quantitative, and genotype testing) or HBeAg positive lab result and does not meet the case definition for acute hepatitis B.
- Confirmed: A person who meets either of the above laboratory criteria for diagnosis.
- Comments: Multiple laboratory tests indicative of chronic HBV infection may be performed simultaneously on the same patient specimen as part of a "hepatitis panel." Testing performed in this manner may lead to seemingly discordant results (e.g., HBsAg-negative *and* HBV DNA-

positive). For the purposes of this case definition, any positive result among the three laboratory tests mentioned above is acceptable, regardless of other testing results. Negative HBeAg results and HBV DNA levels below a positive cutoff level do not confirm the absence of HBV infection.

Hepatitis B Perinatal Virus Infection—2017 Case Definition

The following summarizes the 2017 CDC case definition for perinatal HBV infection.[\[57\]](#)

- **Clinical Criteria**

In children less than or equal to 24 months, clinical manifestations can range from asymptomatic to fulminant hepatitis.

- **Laboratory Criteria for Diagnosis**

Laboratory evidence of one or more of the following must be present:

- Positive HBsAg test (only if at least 4 weeks after last dose of hepatitis B vaccine)
- Positive HBeAg test
- Detectable HBV DNA

- **Epidemiologic Linkage**

Born to a mother known to have HBV infection.

- **Case Classification**

- Probable: Child born in the United States and positive for HBsAg at ≥ 1 month of age and ≤ 24 months of age
or
Positive for HBeAg or HBV DNA ≥ 9 months of age and ≤ 24 months of age, but for whom the mother's hepatitis B status is unknown (i.e. epidemiologic link not present).
- Confirmed: Child born in the United States to a mother with HBV infection and the child tests positive for HBsAg at ≥ 1 month of age and ≤ 24 months of age
or
Positive for HBeAg or HBV DNA ≥ 9 months of age and ≤ 24 months of age.
- Comments: Infants born to mothers with HBV infection should receive hepatitis B immune globulin (HBIG) and the first dose of hepatitis B vaccine within 12 hours of birth, followed by the second and third doses of hepatitis B vaccine at 1 and 6 months of age, respectively. Testing for HBsAg and anti-HBsAg is recommended 1 to 2 months following completion of the vaccine series, but not earlier than 9 months of age. If the mother is known to not be infected with HBV, refer to the case definition for acute hepatitis B.

HBV Disease Burden

HBV-Related Deaths in the United States

In the United States, from 2015 to 2022, the number of deaths with HBV listed as the cause of death averaged approximately 1,650-1,800 deaths per year ([Figure 5](#)).^[8] The HBV-related mortality rates correlated closely with age—the highest rates occurred in persons 65 years of age and older; the lowest in persons younger than 35 years of age.^[8] In 2022, the number of HBV-related deaths was highest in White persons.^[8] In addition, in 2022, the HBV-related mortality rate was three times higher among men than women (0.66 per 100,000 versus 0.22 per 100,000).^[8] Data evaluating overall and cause-specific death rates among a large United States-based cohort of persons with chronic HBV found that, on average, individuals with chronic HBV died 14 years younger than the general United States population (59.8 vs. 73.9 years). In this same study, a further increased risk of death was seen among those with chronic HBV who also had one of the following conditions: diabetes, history of alcohol use disorder, coinfection with HCV, coinfection with HIV, hepatocellular carcinoma, history of liver transplantation, or history of treatment for chronic HBV.^[58]

Global HBV-Related Deaths

In 2022, viral hepatitis led to 1.3 million deaths worldwide, with 83% of these deaths attributable to HBV.^[6,59] In 2017, estimates from the Institute for Health Metrics and Evaluation indicated that deaths due to viral hepatitis outnumbered those of tuberculosis, HIV, or malaria, with deaths from viral hepatitis projected to exceed the combined mortality of tuberculosis, HIV, and malaria by 2040 ([Figure 6](#)).^[25,60] Globally, the majority of deaths due to HBV are from complications of cirrhosis and hepatocellular carcinoma, with a small minority from acute infection.^[6]

Summary Points

- Globally, an estimated 296 million people, or 3.8% of the world's population, are living with chronic HBV infection. Of these 296 million, the majority live in the WHO-defined Africa and Western Pacific regions.
- Globally, perinatal transmission remains the predominant mode of HBV transmission.
- In the United States, from 2012-2019, approximately 20,000 new HBV infections occurred each year, with a decline to 14,000 in 2020.
- Higher rates of acute HBV infection were reported in men than women and in persons 30 to 49 years of age.
- Injection-drug use and sexual exposure are the major risk factors for HBV acquisition in the United States, with injection-drug use playing an increasingly important role in transmission as a result of the ongoing opioid epidemic.
- The CDC has established uniform case definitions for acute HBV, chronic HBV, and HBV perinatal infection to assist with public health reporting.
- In the United States, in 2020, there were 1,752 deaths with HBV listed as the cause of death, corresponding to a mortality rate of 0.45 HBV-related deaths per 100,000 population.
- Persons with chronic HBV in the United States die, on average, 14 years younger than persons in the general population.

Citations

1. Trépo C, Chan HL, Lok A. Hepatitis B virus infection. Lancet. 2014;384:2053-63.
[\[PubMed Abstract\]](#) -
2. Hu J, Protzer U, Siddiqui A. Revisiting Hepatitis B Virus: Challenges of Curative Therapies. J Virol. 2019;93:pii: e01032-19.
[\[PubMed Abstract\]](#) -
3. Kowdley KV, Wang CC, Welch S, Roberts H, Brosgart CL. Prevalence of chronic hepatitis B among foreign-born persons living in the United States by country of origin. Hepatology. 2012;56:422-33.
[\[PubMed Abstract\]](#) -
4. Patel EU, Thio CL, Boon D, Thomas DL, Tobian AAR. Prevalence of Hepatitis B and Hepatitis D Virus Infections in the United States, 2011-2016. Clin Infect Dis. 2019 Jan 3. [Epub ahead of print]
[\[PubMed Abstract\]](#) -
5. Roberts H, Kruszon-Moran D, Ly KN, et al. Prevalence of chronic hepatitis B virus (HBV) infection in U.S. households: National Health and Nutrition Examination Survey (NHANES), 1988-2012. Hepatology. 2016;63:388-97.
[\[PubMed Abstract\]](#) -
6. World Health Organization. Global Hepatitis Report 2024. Geneva: World Health Organization; April 9, 2024:1-244.
[\[WHO\]](#) -
7. Centers for Disease Control and Prevention (CDC). National Notifiable Diseases Surveillance System (NNDSS). Hepatitis B, Acute 2012 Case Definition.
[\[CDC\]](#) -
8. Centers for Disease Control and Prevention (CDC). 2022 Viral Hepatitis Surveillance Report—Hepatitis B. Published April 2024.
[\[CDC\]](#) -
9. Kim HB, Kim WR. Epidemiology of Hepatitis B Virus Infection in the United States. Clin Liver Dis (Hoboken). 2018;12:1-4.
[\[PubMed Abstract\]](#) -
10. Schillie S, Vellozzi C, Reingold A, et al. Prevention of Hepatitis B Virus Infection in the United States: Recommendations of the Advisory Committee on Immunization Practices. MMWR Recomm Rep. 2018;67:1-31.
[\[PubMed Abstract\]](#) -
11. Centers for Disease Control and Prevention (CDC). National Notifiable Diseases Surveillance System (NNDSS). Hepatitis B, Chronic 2012 Case Definition.
[\[CDC\]](#) -
12. Wasley A, Kruszon-Moran D, Kuhnert W, et al. The prevalence of hepatitis B virus infection in the United States in the era of vaccination. J Infect Dis. 2010;202:192-201.
[\[PubMed Abstract\]](#) -
13. Kim WR. Epidemiology of hepatitis B in the United States. Hepatology. 2009;49:S28-34.
[\[PubMed Abstract\]](#) -

14. Ioannou GN. Hepatitis B virus in the United States: infection, exposure, and immunity rates in a nationally representative survey. *Ann Intern Med.* 2011;154:319-28.
[\[PubMed Abstract\]](#) -
15. Wong RJ, Brosgart CL, Welch S, et al. An Updated Assessment of Chronic Hepatitis B Prevalence Among Foreign-Born Persons Living in the United States. *Hepatology.* 2021;74:607-26.
[\[PubMed Abstract\]](#) -
16. Kim HS, Yang JD, El-Serag HB, Kanwal F. Awareness of chronic viral hepatitis in the United States: An update from the National Health and Nutrition Examination Survey. *J Viral Hepat.* 2019;26:596-602.
[\[PubMed Abstract\]](#) -
17. Zhou K, Terrault NA. Gaps in Viral Hepatitis Awareness in the United States in a Population-based Study. *Clin Gastroenterol Hepatol.* 2019;pii: S1542-3565(19)30598-1.
[\[PubMed Abstract\]](#) -
18. Kim HS, Rotundo L, Yang JD, et al. Racial/ethnic disparities in the prevalence and awareness of Hepatitis B virus infection and immunity in the United States. *J Viral Hepat.* 2017;24:1052-66.
[\[PubMed Abstract\]](#) -
19. World Health Organization. Hepatitis B: Key Facts. Geneva: World Health Organization; April 9, 2024.
[\[WHO\]](#) -
20. Degenhardt L, Peacock A, Colledge S, et al. Global prevalence of injecting drug use and sociodemographic characteristics and prevalence of HIV, HBV, and HCV in people who inject drugs: a multistage systematic review. *Lancet Glob Health.* 2017;5:e1192-e1207.
[\[PubMed Abstract\]](#) -
21. Nelson PK, Mathers BM, Cowie B, et al. Global epidemiology of hepatitis B and hepatitis C in people who inject drugs: results of systematic reviews. *Lancet.* 2011;378:571-83.
[\[PubMed Abstract\]](#) -
22. Schweitzer A, Horn J, Mikolajczyk RT, Krause G, Ott JJ. Estimations of worldwide prevalence of chronic hepatitis B virus infection: a systematic review of data published between 1965 and 2013. *Lancet.* 2015;386:1546-55.
[\[PubMed Abstract\]](#) -
23. Connors EE, Panagiotakopoulos L, Hofmeister MG, et al. Screening and Testing for Hepatitis B Virus Infection: CDC Recommendations - United States, 2023. *MMWR Recomm Rep.* 2023;72:1-25.
[\[PubMed Abstract\]](#) -
24. World Health Organization. Global health sector strategy on viral hepatitis 2016-2021. June 2016:1-56.
[\[WHO\]](#) -
25. Thomas DL. Global Elimination of Chronic Hepatitis. *N Engl J Med.* 2019;380:2041-50.
[\[PubMed Abstract\]](#) -
26. Ott JJ, Stevens GA, Groeger J, Wiersma ST. Global epidemiology of hepatitis B virus infection: new estimates of age-specific HBsAg seroprevalence and endemicity. *Vaccine.* 2012;30:2212-9.
[\[PubMed Abstract\]](#) -
27. Iqbal K, Kleven RM, Kainer MA, et al. Epidemiology of Acute Hepatitis B in the United States From Population-Based Surveillance, 2006-2011. *Clin Infect Dis.* 2015;61:584-92.

[\[PubMed Abstract\]](#) -

28. Harris AM, Iqbal K, Schillie S, et al. Increases in Acute Hepatitis B Virus Infections - Kentucky, Tennessee, and West Virginia, 2006-2013. *MMWR Morb Mortal Wkly Rep.* 2016;65:47-50.
[\[PubMed Abstract\]](#) -
29. Shing JZ, Ly KN, Xing J, Teshale EH, Jiles RB. Prevalence of Hepatitis B Virus Infection among US Adults Aged 20-59 Years with a History of Injection Drug Use: National Health and Nutrition Examination Survey, 2001-2016. *Clin Infect Dis.* 2019 Jul 27. [Epub ahead of print]
[\[PubMed Abstract\]](#) -
30. Nelson NP, Easterbrook PJ, McMahon BJ. Epidemiology of Hepatitis B Virus Infection and Impact of Vaccination on Disease. *Clin Liver Dis.* 2016;20:607-28.
[\[PubMed Abstract\]](#) -
31. Ko SC, Fan L, Smith EA, Fenlon N, Koneru AK, Murphy TV. Estimated Annual Perinatal Hepatitis B Virus Infections in the United States, 2000-2009. *J Pediatric Infect Dis Soc.* 2016;5:114-21.
[\[PubMed Abstract\]](#) -
32. Owens DK, Davidson KW, Krist AH, et al. Screening for Hepatitis B Virus Infection in Pregnant Women: US Preventive Services Task Force Reaffirmation Recommendation Statement. *JAMA.* 2019;322:349-54.
[\[PubMed Abstract\]](#) -
33. Beasley RP, Hwang LY, Lee GC, et al. Prevention of perinatally transmitted hepatitis B virus infections with hepatitis B immune globulin and hepatitis B vaccine. *Lancet.* 1983;2:1099-102.
[\[PubMed Abstract\]](#) -
34. Mast EE, Margolis HS, Fiore AE, et al. A comprehensive immunization strategy to eliminate transmission of hepatitis B virus infection in the United States: recommendations of the Advisory Committee on Immunization Practices (ACIP) part 1: immunization of infants, children, and adolescents. *MMWR Recomm Rep.* 2005;54:1-31.
[\[PubMed Abstract\]](#) -
35. Stevens CE, Taylor PE, Tong MJ, et al. Yeast-recombinant hepatitis B vaccine. Efficacy with hepatitis B immune globulin in prevention of perinatal hepatitis B virus transmission. *JAMA.* 1987;257:2612-6.
[\[PubMed Abstract\]](#) -
36. Xu ZY, Liu CB, Francis DP, et al. Prevention of perinatal acquisition of hepatitis B virus carriage using vaccine: preliminary report of a randomized, double-blind placebo-controlled and comparative trial. *Pediatrics.* 1985;76:713-8.
[\[PubMed Abstract\]](#) -
37. Schillie S, Walker T, Veselsky S, et al. Outcomes of infants born to women infected with hepatitis B. *Pediatrics.* 2015;135:e1141-7.
[\[PubMed Abstract\]](#) -
38. Weinbaum CM, Williams I, Mast EE, et al. Recommendations for identification and public health management of persons with chronic hepatitis B virus infection. *MMWR Recomm Rep.* 2008;57:1-20.
[\[PubMed Abstract\]](#) -
39. Gupta S, Altice FL. Hepatitis B virus infection in US correctional facilities: a review of diagnosis, management, and public health implications. *J Urban Health.* 2009;86:263-79.
[\[PubMed Abstract\]](#) -

40. Weinbaum C, Lyerla R, Margolis HS. Prevention and control of infections with hepatitis viruses in correctional settings. Centers for Disease Control and Prevention. MMWR Recomm Rep. 2003;52:1-36. [\[PubMed Abstract\]](#) -
41. Schillie S, Murphy TV, Sawyer M, et al. CDC guidance for evaluating health-care personnel for hepatitis B virus protection and for administering postexposure management. MMWR Recomm Rep. 2013;62:1-19. [\[PubMed Abstract\]](#) -
42. Finelli L, Miller JT, Tokars JJ, Alter MJ, Arduino MJ. National surveillance of dialysis-associated diseases in the United States, 2002. Semin Dial. 2005;18:52-61. [\[PubMed Abstract\]](#) -
43. Chen G, Wang C, Chen J, et al. Hepatitis B reactivation in hepatitis B and C coinfecting patients treated with antiviral agents: A systematic review and meta-analysis. Hepatology. 2017;66:13-26. [\[PubMed Abstract\]](#) -
44. Tyson GL, Kramer JR, Duan Z, Davila JA, Richardson PA, El-Serag HB. Prevalence and predictors of hepatitis B virus coinfection in a United States cohort of hepatitis C virus-infected patients. Hepatology. 2013;58:538-45. [\[PubMed Abstract\]](#) -
45. Moorman AC, Xing J, Rupp LB, et al. Hepatitis B Virus Infection and Hepatitis C Virus Treatment in a Large Cohort of Hepatitis C-Infected Patients in the United States. Gastroenterology. 2018;154:754-758. [\[PubMed Abstract\]](#) -
46. Zibbell JE, Iqbal K, Patel RC, et al. Increases in hepatitis C virus infection related to injection drug use among persons aged ≤ 30 years - Kentucky, Tennessee, Virginia, and West Virginia, 2006-2012. MMWR Morb Mortal Wkly Rep. 2015;64:453-8. [\[PubMed Abstract\]](#) -
47. Alter MJ. Epidemiology of viral hepatitis and HIV co-infection. J Hepatol. 2006;44:S6-9. [\[PubMed Abstract\]](#) -
48. Puoti M, Airoidi M, Bruno R, et al. Hepatitis B virus co-infection in human immunodeficiency virus-infected subjects. AIDS Rev. 2002;4:27-35. [\[PubMed Abstract\]](#) -
49. Bosh KA, Coyle JR, Hansen V, et al. HIV and viral hepatitis coinfection analysis using surveillance data from 15 US states and two cities. Epidemiol Infect. 2018;146:920-30. [\[PubMed Abstract\]](#) -
50. Kellerman SE, Hanson DL, McNaghten AD, Fleming PL. Prevalence of chronic hepatitis B and incidence of acute hepatitis B infection in human immunodeficiency virus-infected subjects. J Infect Dis. 2003;188:571-7. [\[PubMed Abstract\]](#) -
51. Johnson DF, Leder K, Torresi J. Hepatitis B and C infection in international travelers. J Travel Med. 2013;20:194-202. [\[PubMed Abstract\]](#) -
52. Schillie SF, Xing J, Murphy TV, Hu DJ. Prevalence of hepatitis B virus infection among persons with

- diagnosed diabetes mellitus in the United States, 1999-2010. *J Viral Hepat.* 2012;19:674-6.
[\[PubMed Abstract\]](#) -
53. Williams RE, Sena AC, Moorman AC, et al. Hepatitis B vaccination of susceptible elderly residents of long term care facilities during a hepatitis B outbreak. *Vaccine.* 2012;30:3147-50.
[\[PubMed Abstract\]](#) -
54. Polish LB, Shapiro CN, Bauer F, et al. Nosocomial transmission of hepatitis B virus associated with the use of a spring-loaded finger-stick device. *N Engl J Med.* 1992;326:721-5.
[\[PubMed Abstract\]](#) -
55. Stramer SL, Notari EP, Krysztof DE, Dodd RY. Hepatitis B virus testing by minipool nucleic acid testing: does it improve blood safety? *Transfusion.* 2013;53:2449-58.
[\[PubMed Abstract\]](#) -
56. Huprikar S, Danziger-Isakov L, Ahn J, et al. Solid organ transplantation from hepatitis B virus-positive donors: consensus guidelines for recipient management. *Am J Transplant.* 2015;15:1162-72.
[\[PubMed Abstract\]](#) -
57. Centers for Disease Control and Prevention (CDC). National Notifiable Diseases Surveillance System (NNDSS). Hepatitis B, Perinatal Infection 2017 Case Definition
[\[CDC\]](#) -
58. Bixler D, Zhong Y, Ly KN, et al. Mortality Among Patients With Chronic Hepatitis B Infection: The Chronic Hepatitis Cohort Study (CHeCS). *Clin Infect Dis.* 2019;68:956-963.
[\[PubMed Abstract\]](#) -
59. World Health Organization. (2019). Global progress report on HIV, viral hepatitis and sexually transmitted infections, 2021: accountability for the global health sector strategies, 2016–2021. World Health Organization. July 15, 2021.
[\[WHO\]](#) -
60. Foreman KJ, Marquez N, Dolgert A, et al. Forecasting life expectancy, years of life lost, and all-cause and cause-specific mortality for 250 causes of death: reference and alternative scenarios for 2016-40 for 195 countries and territories. *Lancet.* 2018;392:2052-90.
[\[PubMed Abstract\]](#) -

References

- Di Bisceglie AM, King WC, Lisker-Melman M, et al. Age, race and viral genotype are associated with the prevalence of hepatitis B e antigen in children and adults with chronic hepatitis B. *J Viral Hepat.* 2019;26:856-865.
[\[PubMed Abstract\]](#) -
- Ha E, Kim F, Blanchard J, Juon HS. Prevalence of Chronic Hepatitis B and C Infection in Mongolian Immigrants in the Washington, District of Columbia, Metropolitan Area, 2016-2017. *Prev Chronic Dis.* 2019;16:E08.
[\[PubMed Abstract\]](#) -
- Hyun Kim B, Ray Kim W. Epidemiology of Hepatitis B Virus Infection in the United States. *Clin Liver Dis (Hoboken).* 2018;12:1-4.
[\[PubMed Abstract\]](#) -

- Mitchell T, Armstrong GL, Hu DJ, Wasley A, Painter JA. The increasing burden of imported chronic hepatitis B--United States, 1974-2008. PLoS One. 2011;6:e27717.
[\[PubMed Abstract\]](#) -
- Nguyen MH, Lim JK, Burak Ozbay A, et al. Advancing Age and Comorbidity in a US Insured Population-Based Cohort of Patients With Chronic Hepatitis B. Hepatology. 2019;69:959-73.
[\[PubMed Abstract\]](#) -
- Polaris Observatory Collaborators. Global prevalence, treatment, and prevention of hepatitis B virus infection in 2016: a modelling study. Lancet Gastroenterol Hepatol. 2018;3:383-403.
[\[PubMed Abstract\]](#) -
- Ramachandran S, Purdy MA, Xia GL, et al. Recent population expansions of hepatitis B virus in the United States. J Virol. 2014;88:13971-80.
[\[PubMed Abstract\]](#) -
- Scott KC, Taylor EM, Mamo B, et al. Hepatitis B screening and prevalence among resettled refugees - United States, 2006-2011. MMWR Morb Mortal Wkly Rep. 2015;64:570-3.
[\[PubMed Abstract\]](#) -
- Smith JM, Uvin AZ, Macmadu A, Rich JD. Epidemiology and Treatment of Hepatitis B in Prisoners. Curr Hepatol Rep. 2017;16:178-183.
[\[PubMed Abstract\]](#) -
- Thompson ND, Perz JF, Moorman AC, Holmberg SD. Nonhospital health care-associated hepatitis B and C virus transmission: United States, 1998-2008. Ann Intern Med. 2009 ;150:33-9.
[\[PubMed Abstract\]](#) -
- US Preventive Services Task Force, Owens DK, Davidson KW, et al. Screening for Hepatitis B Virus Infection in Pregnant Women: US Preventive Services Task Force Reaffirmation Recommendation Statement. JAMA. 2019;322:349-54.
[\[PubMed Abstract\]](#) -
- Woodruff BA, Vazquez E. Prevalence of hepatitis virus infections in an institution for persons with developmental disabilities. Am J Ment Retard. 2002;107:278-92.
[\[PubMed Abstract\]](#) -
- World Health Organization. Interim guidance for country validation of viral hepatitis elimination. Geneva: World Health Organization; June 8, 2021.
[\[WHO\]](#) -

Figures

Figure 1 New Acute HBV Infections Among People in the United States

Source: Centers for Disease Control and Prevention (CDC). 2022 Viral Hepatitis Surveillance Report—Hepatitis B. Published April 2024.

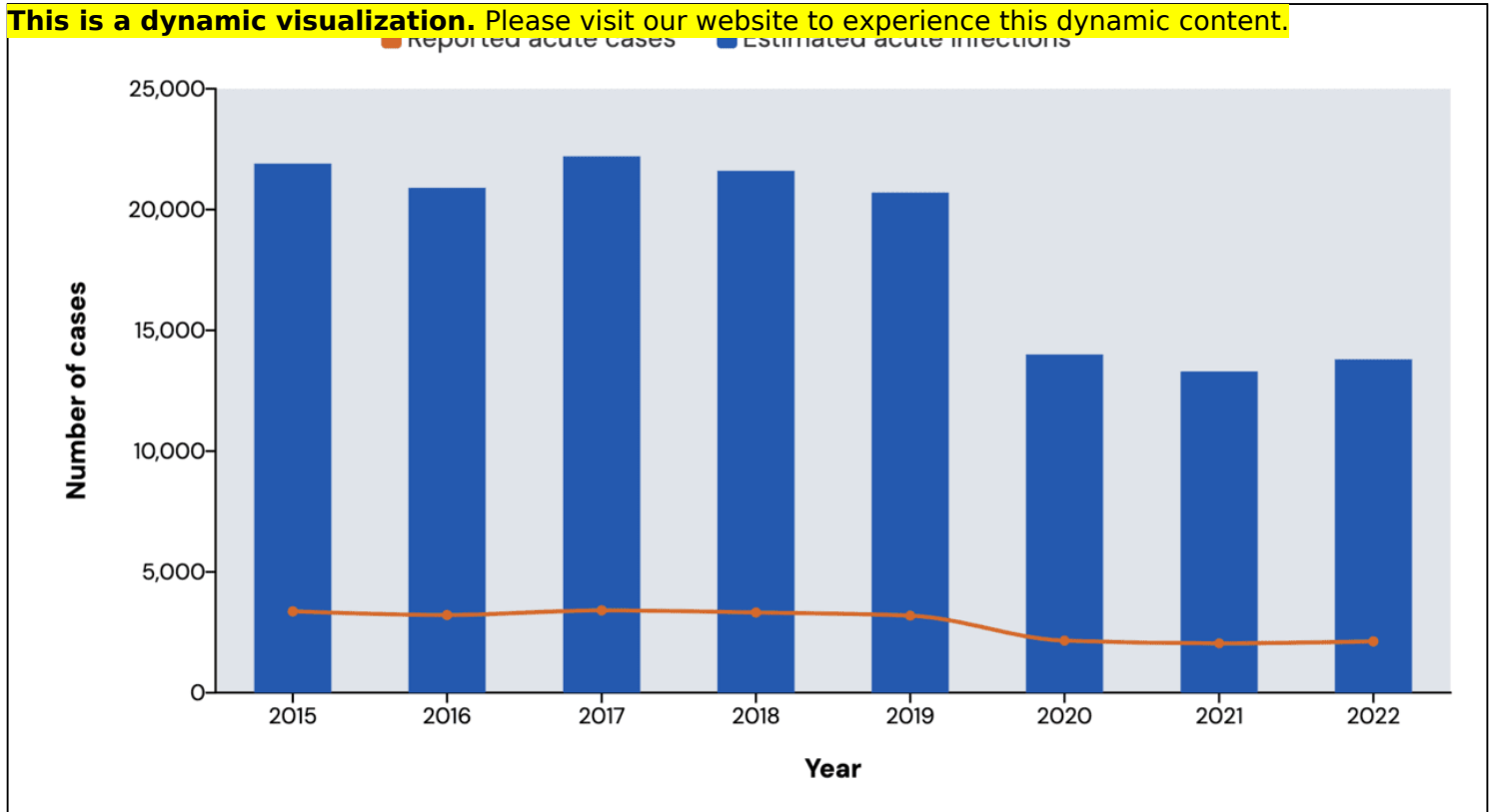


Figure 2 Hepatitis B Virus Prevalence Rates, by Race/Ethnicity, United States, 2020

Source: Centers for Disease Control and Prevention (CDC). 2020 Viral Hepatitis Surveillance Report—Hepatitis B. Published September 2022.

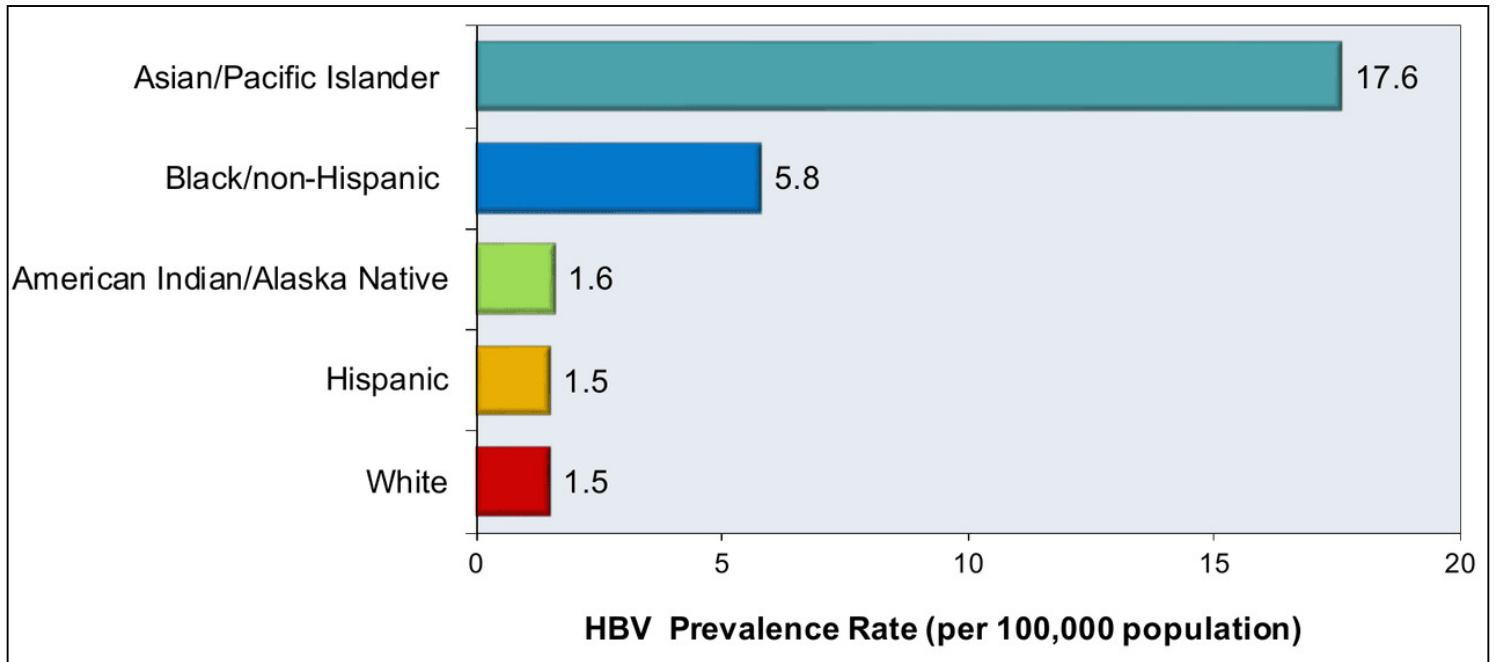


Figure 3 World Health Organization Regions

WHO Member States are grouped into six regions. Each region has a regional office. The map shows the WHO regions.

Source: WHO Regional Offices

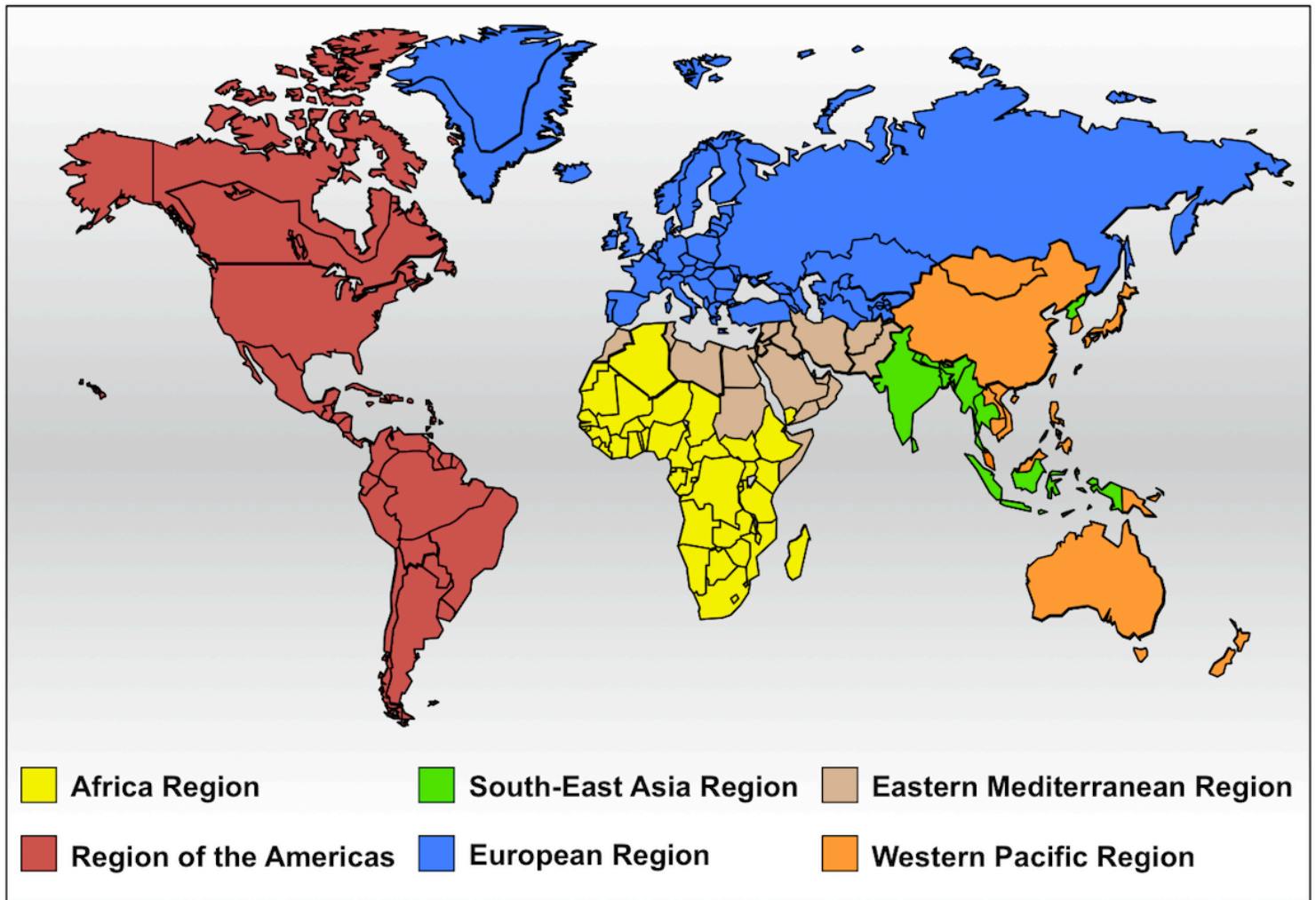


Figure 4 Chronic Hepatitis B Virus: Global Prevalence Estimates, by World Health Organization Regions, 2022

Source: World Health Organization. Global hepatitis report 2024. World Health Organization; April 9, 2024.

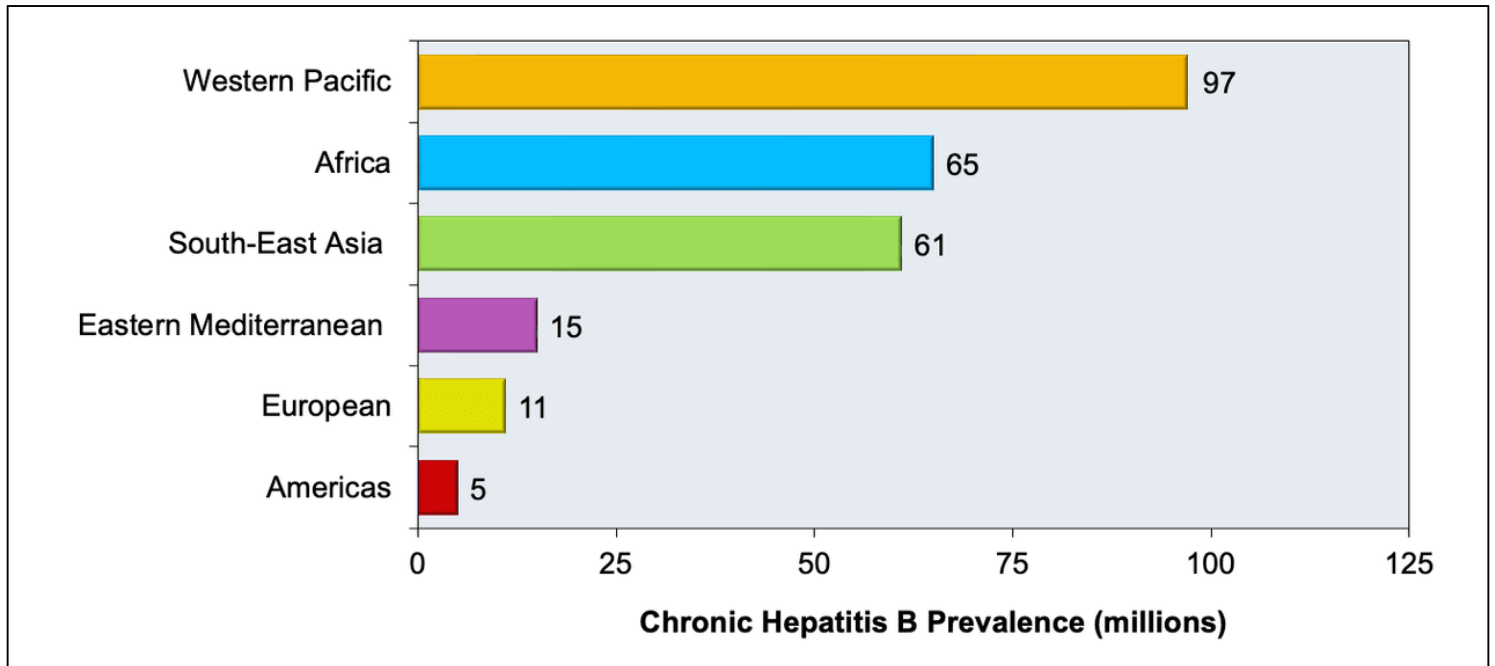


Figure 5 (Image Series) - HBV-Related Deaths in United States (Image Series) - Figure 5 (Image Series) - HBV-Related Deaths in United States
Image 5A: Deaths with Hepatitis B Virus Listed as Cause of Death (Rate), United States, 2015-2022

Source: Centers for Disease Control and Prevention (CDC). 2022 Viral Hepatitis Surveillance Report—Hepatitis B. Published April 2024.

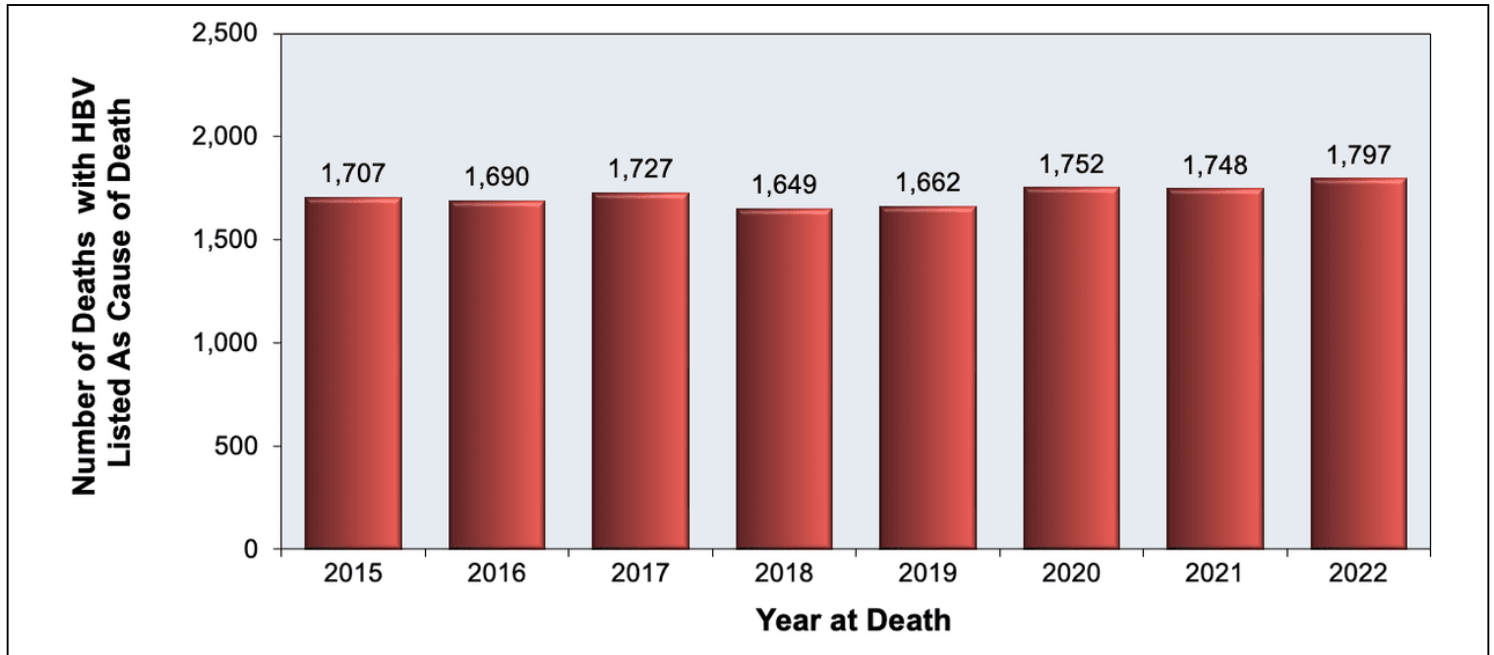


Figure 5 (Image Series) - HBV-Related Deaths in United States

Image 5B: Deaths with Hepatitis B Virus Listed as Cause of Death (Rate), by Age Group, United States, 2022

This graphic shows the death rate with hepatitis B listed as a cause of death among United States residents in 2022, based on age group.

Source: Centers for Disease Control and Prevention (CDC). 2022 Viral Hepatitis Surveillance Report—Hepatitis B. Published April 2024.

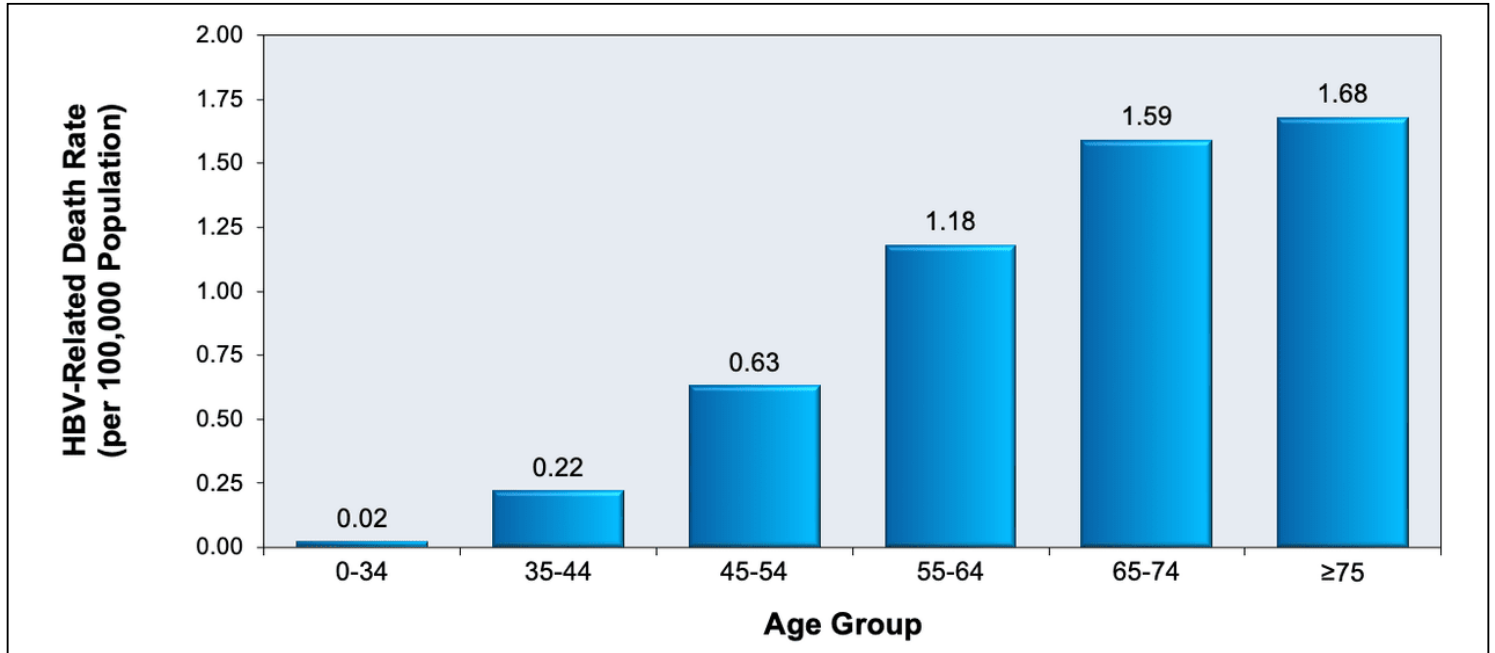


Figure 5 (Image Series) - HBV-Related Deaths in United States

Image 5C: Deaths_ERace

This graphic shows the death rate with hepatitis B listed as a cause of death among United States residents in 2022, based on race/ethnicity.

Source: Centers for Disease Control and Prevention (CDC). 2022 Viral Hepatitis Surveillance Report—Hepatitis B. Published April 2024.

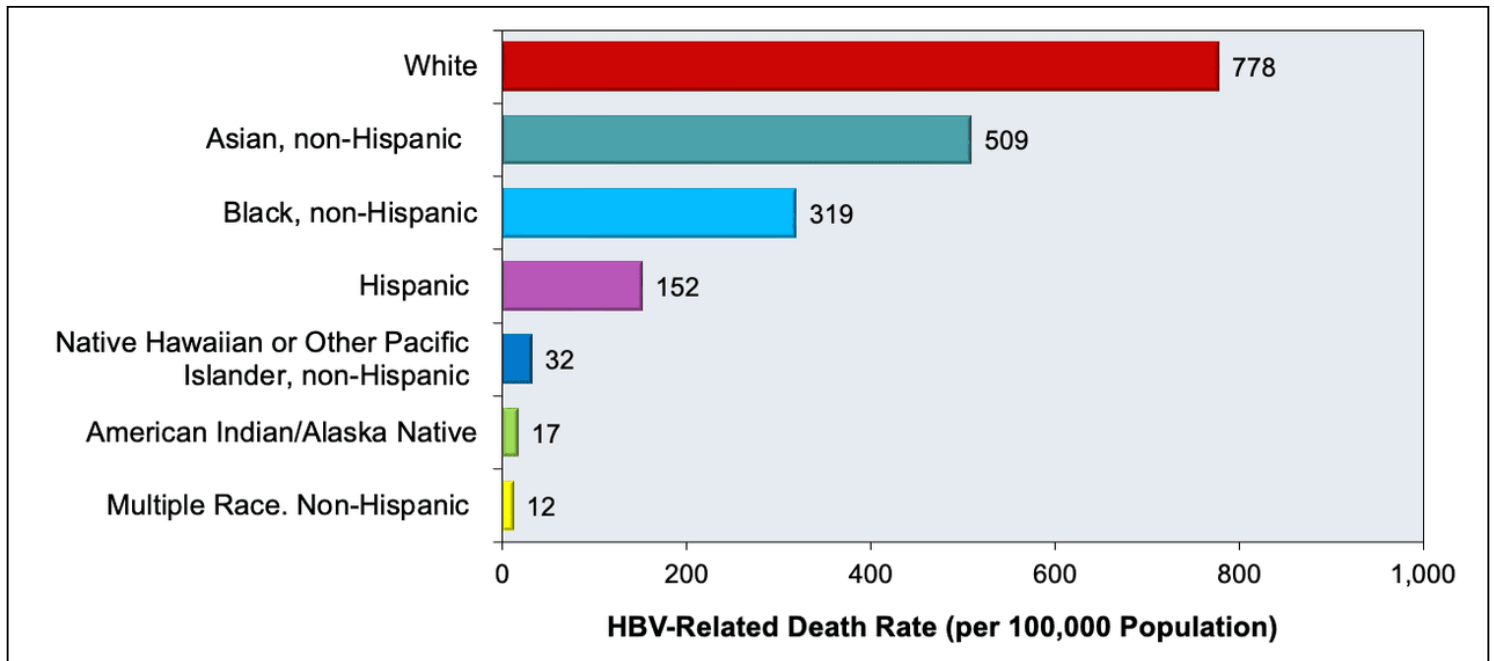


Figure 6 Worldwide Deaths and Projected Deaths from Chronic Viral Hepatitis as Compared with Deaths from Tuberculosis, Human Immunodeficiency Virus (HIV) Infection

Source: Thomas DL. Global Elimination of Chronic Hepatitis. N Engl J Med. 2019;380:2041-50. Copyright ©2019 Massachusetts Medical Society. Reproduced with permission from Massachusetts Medical Society.

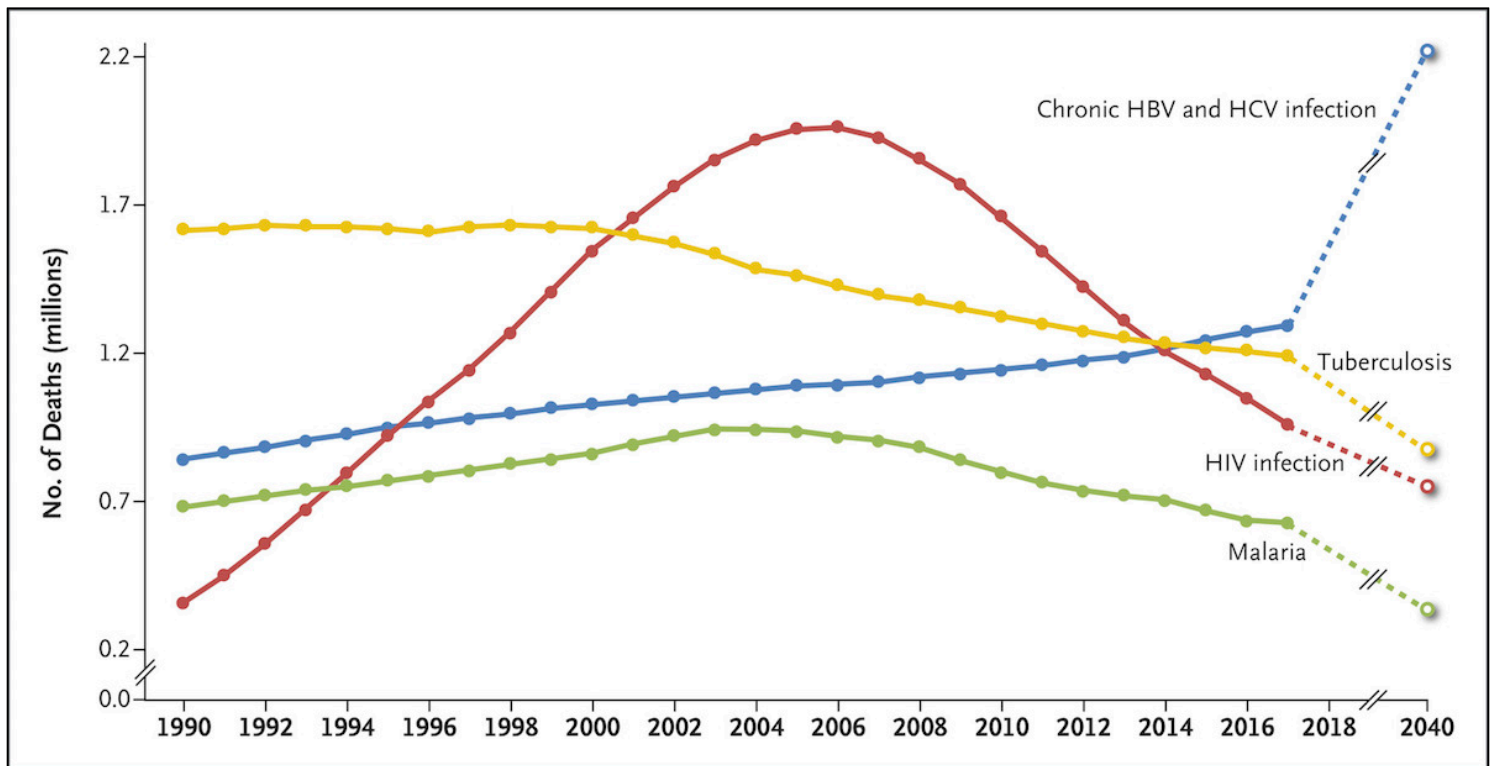


Table 1.

Global Prevalence of Chronic HBV Infection, by Country

Prevalence Category	Country
High (≥8%)	Angola, Cabo Verde, Central African Republic, Chad, Eswatini, Ghana, Guinea, Guinea-Bissau, Kiribati, Lesotho, Liberia, Mali, Mauritania, Niger, Nigeria, Philippines, Sao Tome and Principe, Sierra Leone, Solomon Islands, Taiwan, Timor-Leste, Togo, Tonga, Turkmenistan, Tuvalu, and Zimbabwe.
Intermediate (5.0-7.9%)	Albania, Benin, Burkina Faso, Cameroon, China, Côte d'Ivoire, Democratic People's Republic of Korea, Djibouti, Eritrea, Ethiopia, Federated States of Micronesia, Gabon, Indonesia, Kyrgyzstan, Moldova, Mongolia, Mozambique, Myanmar, Papua New Guinea, Senegal, Somalia, South Sudan, Syria, Tajikistan, Uzbekistan, Vanuatu, and Vietnam.
Low Intermediate (2.0-4.9%)	Afghanistan, Azerbaijan, Bangladesh, Belarus, Bosnia and Herzegovina, Bulgaria, Burundi, Cambodia, Comoros, Congo, Democratic Republic of Congo, Gambia, Georgia, Guyana, Haiti, Hong Kong, India, Iraq, Jamaica, Jordan, Kazakhstan, South Korea, Laos, Madagascar, Malawi, Malaysia, Marshall Islands, Oman, Pakistan, Romania, Rwanda, Samoa, Singapore, South Africa, Sri Lanka, Sudan, Tanzania, Thailand, Trinidad and Tobago, Tunisia, Turkey, Uganda, Yemen, and Zambia.
Low	Algeria, Argentina,

Prevalence Category Country

(≤1.9%)

Armenia, Australia, Austria, Bahrain, Belgium, Belize, Bhutan, Bolivia, Brazil, Canada, Chile, Colombia, Costa Rica, Croatia, Cuba, Czechia, Denmark, Dominican Republic, Ecuador, Egypt, El Salvador, Estonia, Fiji, Finland, France, Germany, Greece, Guatemala, Honduras, Hungary, Iran, Ireland, Israel, Italy, Japan, Kenya, Kosovo, Kuwait, Lebanon, Libya, Mexico, Morocco, Nepal, Netherlands, New Zealand, Nicaragua, Norway, Palestine, Panama, Paraguay, Peru, Poland, Portugal, Qatar, Russia, Saudi Arabia, Slovakia, Slovenia, Spain, Suriname, Sweden, Switzerland, Ukraine, United Arab Emirates, United Kingdom, United States, and Venezuela.

Unknown prevalence (data not available)

American Samoa, Andorra, Anguilla, Antigua and Barbuda, Aruba, Bahamas, Barbados, Bermuda, Bonaire Sint Eustatius and Saba, Botswana, British Virgin Islands, Brunei, Cayman Islands, Cook Islands, Curaçao, Cyprus, Dominica, Equatorial Guinea, Falkland Islands, Faroe Islands, French Guiana, French Polynesia, Gibraltar, Greenland, Grenada, Guadeloupe, Guam, Holy See, Iceland, Isle of Man, Latvia, Liechtenstein, Lithuania, Luxembourg, Macao, Macedonia, Maldives, Malta, Martinique, Mauritius, Mayotte, Monaco, Montenegro, Montserrat, Namibia,

Prevalence Category Country

Nauru, New Caledonia,
Niue, Northern Mariana
Islands, Palau, Puerto Rico,
Réunion, Saint Barthélemy,
Saint Helena, Saint Kitts
and Nevis, Saint Lucia,
Saint Martin, Saint Pierre
and Miquelon, Saint
Vincent and the
Grenadines, San Marino,
Serbia, Seychelles, Sint
Maarten, Tokelau, Turks
and Caicos Islands, U.S.
Virgin Islands, Uruguay,
Wallis and Futuna, and
Western Sahara.

NOTE: This table is based on data from the Centers for Disease Control and Prevention (CDC)
Source:

- Conners EE, Panagiotakopoulos L, Hofmeister MG, et al. Screening and Testing for Hepatitis B Virus Infection: CDC Recommendations - United States, 2023. MMWR Recomm Rep. 2023;72:1-25. [[PubMed Abstract](#)]

